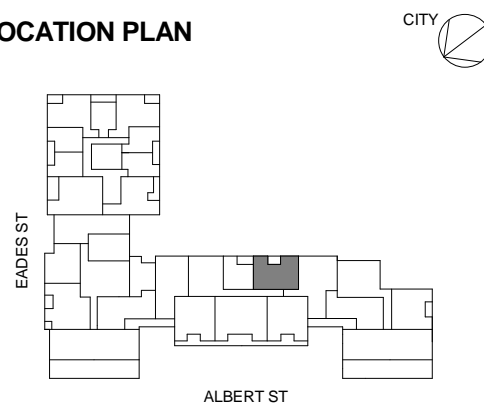


LEVEL 8

APT 8-15

LOCATION PLAN

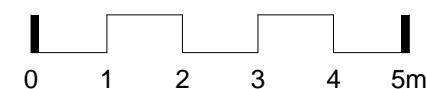


APARTMENT
2 BED 2 BATH + MEDIA

Internal Area 105m²
Balcony Area 6m²


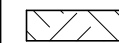


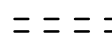
Total Area 111m²

Areas subject to final survey, area includes balcony and/or terrace where applicable. It excludes parking and external storage areas.



IMPORTANT NOTICE
Please note that this floor plan was produced prior to Construction. Changes will undoubtedly be made during development and subject to change without notice in accordance with the provisions of the contract for sale. The information contained herein is believed to be correct but is not guaranteed. Dimensions and areas are approximate and areas are calculated in accordance with the Property Council of Australia Method of Measurement. Floor plans do not show additional features within each lot such as hot water systems and services. Bulkheads necessary for services are not depicted. The furniture and furnishings depicted are not included with any sale and should not be taken to indicate the final position of power points, TV connection points and the like. Prospective purchasers must refer to the contract for sale for the list of inclusions. All graphics, including tile layout, balustrades, planting, louvres and sun shading devices, are intended as a guide only and are not to be relied on as a representative of the final product.

03/05/16 [A]

-  Non Trafficable Roof
-  Landscaping
-  Privacy Screen - Opague Glass Type 1
-  Privacy Screen - Opague Glass Type 2
-  Privacy Screen - Interstitial Louvre

For Further enquiries
call 03 9645 9400 or visit
theeastbourne.mirvac.com

